

A New Genetic Algorithm for the Optimal Centralized Wireless Access Network

Dac-Nhuong Le

Hanoi University of Science, Vietnam National University, Vietnam

Article Info

Article history:

Received Nov 8th, 2012

Revised Nov 20th, 2012

Accepted Dec 10th, 2012

Keyword:

Wireless Access Network
Cellular Telephone System
Base Station
Mobile Switching Center
Genetic Algorithm

ABSTRACT

The wireless access networks design problem is formulated as a constrained optimization problem, where the goal is to find a network topology such that an objective function is optimized, subject to a set of constraints. The objective function may be the total cost, or some performance measure like utilization, call blocking or throughput. The constraints may be bounds on link capacities, cost elements, or some network performance measure. However, the optimization problem is too complex. In this paper, we propose a new genetic algorithm (GA) to finding the total cost of connecting the BSs to the MSCs, and connecting the MSCs to the LE called by the optimal centralized wireless access network. Numerical results show that performance of our proposed algorithm is much better than previous studies

Copyright © 2013 Institute of Advanced Engineering and Science.
All rights reserved.

Corresponding Author:

Dac-Nhuong Le,

Hanoi University of Science, Vietnam National University, Vietnam

334 Nguyen Trai, Thanh Xuan, Hanoi, Vietnam.

Email: nhuongld@hus.edu.vn

1. INTRODUCTION

The wireless access network of a cellular telephone system consists four interacting layers. These layers are the mobile station or user equipment layers, the base transceiver stations layer, the mobile switching centers layer, and lastly local exchanges of the public switched telephone network (PSTN). Each cell in the hexagonal cell grid contains one base station (BS) and mobile station (MS). A set of BS's are physically connected to and served by a mobile switching center (MSC). In turn, a set of MSC's are physically connected to and served by a local exchange (LE).

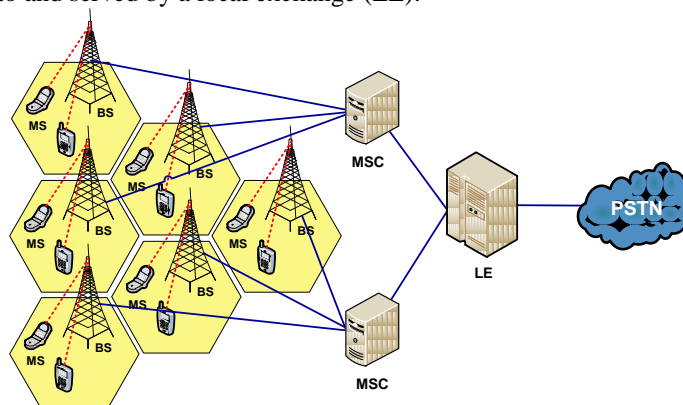


Figure 1. A cellular access network

Figure 1 depicts the general configuration of a cellular access network. Each BS is typically assigned a group of radio channels (*frequency carriers*) to support a number of mobile stations in its cell. BS's at adjacent cells are assigned different sets of frequencies. The antennas of a BS are designed to achieve coverage only within the particular cell. By limiting coverage of a BS to its cell area, the set of frequencies assigned to this BS can be reused at other BS's that are distant enough to keep co-channel interference within acceptable limits.

A BS contains the radio transceivers defined for its cell, and handles the radio-link protocols with the user's wireless device (cell phone). In addition, it may house a controller that handles radio-channel setup, frequency hopping and handovers. In a large metro area, a potentially large number of BS's are deployed at pre-determined locations. The BS controllers are connected by land-wires to nearby MSC's in the area. The MSC provides all the functionality needed to handle a mobile subscriber, such as registration, authentication, location updating, handovers, and call routing to a roaming subscriber. To switch calls from/to local mobile users to/from remote users, MSCs are connected by land-cables to nearby LEs of the PSTN. The potential locations of MSCs are judiciously determined with respect to the BS locations and to the LEs in the region. Typically, the locations of the LEs are fixed, and a single LE serves an area with many BS's and multiple MSCs [1-2].

In the latest paper [3], we have proposed a novel Particle Swarm Optimization (PSO) [4] algorithm based on Ford-Fulkerson algorithm find maximum flow in networks for the optimal location of controllers in a mobile communication network. In [5], the authors have presented the topological design of the network connecting the BSs to the MSCs and the MSCs to the LEs in a typical region of the cellular system. The access network has a centralized tree topology. That is, a single LE facility controls a set of MSCs, and a single MSC controls, in turn, a set of BS's. Finally, a BS supports a group of mobile stations through wireless connections. A tree topology of the wireless access network, consisting of 1 LE, 2 MSCs, 4 BSs, and 18 MSs is shown in Figure 2.

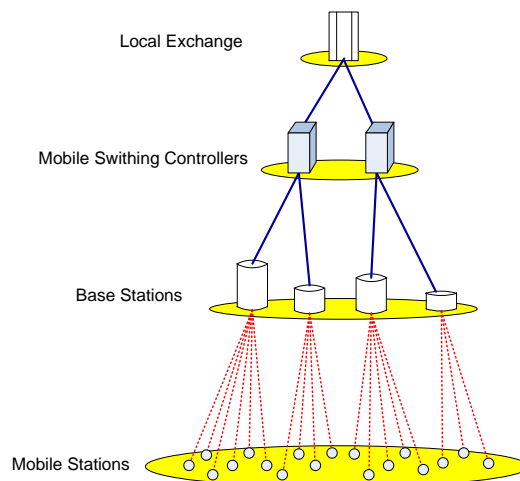


Figure 1. A Centralized access network

The topological design of access networks has been very important part of cellular network research in recent years. Recent studies are given in references [5-9]. Generally, the design problem is formulated as a constrained optimization problem, where the goal is to find a network topology such that an objective function is optimized, subject to a set of constraints. The objective function may be the total cost, or some performance measure like utilization, call blocking or throughput. The constraints may be bounds on link capacities, cost elements, or some network performance measure. However, the optimization problem is too complex, or it's computationally impractical to search for the optimal solution. So, one usually resorts to heuristic methods that enable one to determine a near-optimum network topology more easily. The simple design of access network has one single LE. The objective function is the total cost of connecting the BSs to the MSCs, and connecting the MSCs to the LE. Authors in [6] proposed an exhaustive search algorithm to generating all the possible matrices and searches for the matrix that yields the minimum cost. In [7-9], the authors presented a heuristic algorithm to finding the best solution is the topology with the smallest cost across all the iterations.

In this paper, we propose a new Genetic Algorithm (GA) [10] to finding the total cost of connecting the BSs to the MSCs, and connecting the MSCs to the LE. Numerical results show that our proposed algorithm is much better than previous studies. The rest of this paper is organized as follows: Section 2 presents the problem formulation the simple centralized access network. Section 3 presents our new

algorithm for optimization wireless access network based on GA algorithm. Section 4 presents our simulation and analysis results, and finally, section 5 concludes the paper.

2. PROBLEM FORMULATION

The simple centralized access network can be defined as follows [5]: Let N be the number of BSs (T_1, T_2, \dots, T_N). The locations of the N terminals are assumed known and fixed. Let M be the number of potential sites (S_1, S_2, \dots, S_M), where up to M MSCs can be placed. In one extreme situation, none of the M sites is used, and all the N BSs are linked directly to the central LE, S_0 .

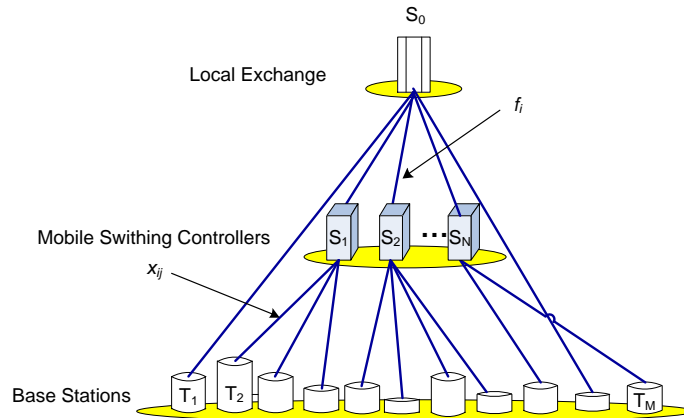


Figure 3. Simple centralized access network

In the other extreme, all the M MSC sites are used, each serving a subset of BS's. The principal constraint is that the MSC at site S_j can handle up to a maximum of P_j BSs ($j=1..M$). This can be a hardware limitation, or a capacity constraint of the land-cable connecting the MSC to the LE. The central site is assumed to have no such constraint.

2.1 The Simple Centralized Wireless Access Network

We want to formulate the network design problem as an optimization problem. Let c_{ij} be the cost of connecting base station T_i to MSC site S_j or to the central site S_0 . The cost c_{ij} is measured in some unit (e.g., dollar/month), and represents the overall BS-MSC connection cost (e.g., transmission cabling, interfacing, maintenance, leasing). Note that a base station may be located at the site of an MSC, in which case the corresponding c_{ij} cost is zero.

These cost elements c_{ij} can be written in the form of a matrix, as follows:

$$C = (c_{ij})_{N \times M+1} = \begin{pmatrix} c_{10} & c_{11} & \dots & c_{1M} \\ c_{20} & c_{21} & \dots & c_{2M} \\ \vdots & \vdots & \vdots & \vdots \\ c_{N0} & c_{N1} & \dots & c_{NM} \end{pmatrix} \quad (1)$$

If an MSC at site S_j is utilized, the MSC capital cost and its connection cost to the LE are also incurred. Let f_j be the cost of connecting an MSC at S_j to the central LE S_0 , and b_j the capital cost of the MSC at S_j . We can write these 2 costs as row vectors, as follows:

$$\begin{cases} F = (f_0, f_1, \dots, f_M) \\ B = (b_0, b_1, \dots, b_M) \end{cases} \quad (2)$$

We assumed that the capital cost of the central LE is not counted. That is, $b_0=0$, and clearly $f_0=0$. Similarly, we can write the MSC constraints as the following row vector:

$$P = (p_0, p_1, \dots, p_M) \quad (3)$$

where, p_j is the maximum number of BSs that MSC at site S_j can handle ($j=1..M$), with $p_0=N$ (i.e., the central LE can handle all the N base stations).

A network design can be defined by the following matrix variable:

$$X = (x_{ij})_{N \times M+1} = \begin{pmatrix} x_{10} & x_{11} & \cdots & x_{1M} \\ x_{20} & x_{21} & \cdots & x_{2M} \\ \vdots & \vdots & \vdots & \vdots \\ x_{N0} & x_{N1} & \cdots & x_{NM} \end{pmatrix} \quad (4)$$

where, the element variable x_{ij} ($i=1..N, j=0..M$) is defined as:

$$x_{ij} = \begin{cases} 1 & \text{if } T_i \text{ is connected to } S_j \\ 0 & \text{if } T_i \text{ is not connected to } S_j \end{cases} \quad (5)$$

Note that since a BS may be connected to at most one of the M MSC sites or to the central LE site, there must be only one "1" in each row of matrix X . In addition, note that the number of 1's in column j is the number of BSs connected to the MSC at site S_j ($j=0..M$). Thus, an all-zero column of matrix X corresponds to an MSC site that is not used.

Displayed equations or formulas are centered and set on a separate line (with an extra line or half line space above and below). Displayed expressions should be numbered for reference. The numbers should be consecutive within each section or within the contribution, with numbers enclosed in parentheses and set on the right margin. From matrix X , we extract the following MSC-usage vector:

$$Y = (y_0, y_1, \dots, y_M) \quad (6)$$

where, the element variable y_j ($j=0..M$) is defined as:

$$y_j = \begin{cases} 1 & \text{if } S_j \text{ used, if } \sum_{i=1}^N x_{ij} > 0 \\ 0 & \text{if } S_j \text{ not used, if } \sum_{i=1}^N x_{ij} = 0 \end{cases} \quad (7)$$

The cost of a network design (defined by matrix X and vector Y) is thus expressed as follows:

$$Z = \sum_{i=1}^N \sum_{j=1}^M (c_{ij} \times x_{ij}) + \sum_{j=0}^M (f_j \times y_j) + \sum_{j=0}^M (b_j \times y_j) \quad (8)$$

$$\Leftrightarrow Z = \text{sumdiag}(C \times X^T) + F \times Y^T + B \times Y^T$$

In expression (8), the superscript T means transpose of matrix or vector, and $\text{sumdiag}(A)$ is a function that sums up the diagonal elements of matrix A . The first term in the cost function Z is the cost of connecting the N BSs to the M MSCs used or to the central LE, the second term is the cost of connecting the MSCs to the LE, and the third term is the hardware cost of the MSCs used.

2.2 The Optimal Centralized Wireless Access Network

The optimal centralized wireless access network (OCWAN) in network design problem can thus be stated as the following optimization problem.

Problem instance:

- A set of BSs at known locations: T_1, T_2, \dots, T_N .
- A set of possible MSC sites: S_1, S_2, \dots, S_M .
- BS-connection cost matrix: $C = (c_{ij})_{N \times M+1}$
- The cost of connecting an MSC at S_j to the central LE S_0 : $F = (f_0, f_1, \dots, f_M)$

- The capital cost of the MSC at S_j : $B = (b_0, b_1, \dots, b_M)$
- The mux capacity constraint vector: $P = (p_0, p_1, \dots, p_M)$

Objective function: Find the matrix X (thus the vector Y) that minimizes the network cost Z :

$$Z = \text{sumdiag}(C \times X^T) + F \times Y^T + B \times Y^T \rightarrow \min \quad (9)$$

Subject to the following 2 constraints:

- The first constraint indicates that the sum of the elements in row i of matrix X must be 1 ($i=1,2,\dots,N$). E is the column vector of all 1's.

$$X \times E = E \quad (10)$$

- The second constraint indicates that the sum of elements in column j of matrix X must be less than or equal to p_j ($j=0..M$).

$$E^T \times X \leq P \quad (11)$$

In the matrix inequality of equation (11), the inequality relation is defined element by element.

3. GENETIC ALGORITHM FOR OCWAN

In this section, we present application of GA algorithm for the OCWAN problem. Our novel algorithm is described as follows. We consider that configurations in our algorithm are sets of N BSs and set of M MCSs.

3.1 Represent and decode an individual

The encoding of the configuration is by means of matrix x , say

$$x = (x_{ij})_{N \times M+1}, \quad (i=1..N, j=0..M)$$

where, $x_{ij}=1$ means that the corresponding BS T_i has been connected to MSC site S_j , and otherwise, $x_{ij}=0$ means that the corresponding BS T_i has been not connected to MSC site S_j .

3.2 Initialization

INDIVIDUAL_REPAIR ALGORITHM ($x = (x_{ij})_{N \times M+1}$)
Input: The individual x Output: The individual x will satisfies constraints in (10) and (11)
<pre> { FOR i=1..N r_i = Number of 1s in row i IF r_i>1 THEN Select (r_i -1) 1s randomly and removes them from row i ELSE IF Count_i<1 THEN Adds 1 1s in random positions in row i. ENDIF ENDFOR FOR j=0..M c_j = Number of 1s in column j IF (c_j > p_j) Select (c_j - p_j) 1s randomly and removes them from column j ELSE IF (c_j < p_j) Adds (p_j -c_j) 1s in random positions in column j. ENDIF ENDFOR } </pre>

Figure 4. Individual_Repair algorithm

We use fully random initialization in order to initialize the individuals. We present *Individual_Repair Algorithm* to ensure that the individual x satisfies constraints in (10) and (11) show in Figure 4.

After that, the individual x will have the sum of the elements in row i of matrix x must be 1 ($i=1,2,\dots,N$) and the sum of elements in column j of matrix x must be less than or equal to p_j ($j=0..M$).

3.3 Crossover Operator

This operator mimics the mating process in the nature. To do crossover, two individuals are picked first and two integer numbers (i, j)(crossover point is x_{ij}) are generated randomly between $[1,N]$ and $[1,M]$ (where N is number of BSs and M is number of MCSs).

Then the offspring is generated by interchanging the second halves of its parent, as illustrated in Figure 5. In the crossover stage, the algorithm examines all pairs of individuals. It begins with the pairs that include the individual with a higher fitness value until the population size becomes twice of the original size.

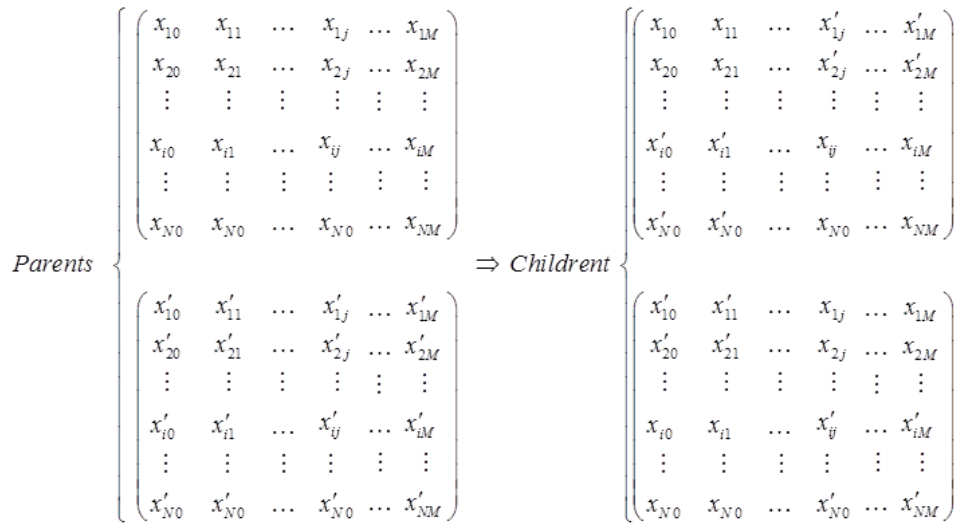


Figure 5. An example of crossover operator

3.4 Mutation Operator

The mutation operation is one kind of random change in the individual. In our algorithm, pointwise mutation is adopted, in which one gene in the individual is changed with a certain probability, referred to as the mutation probability. This operator allows the algorithm to search for new and more feasible individuals in new corners of the solution spaces.

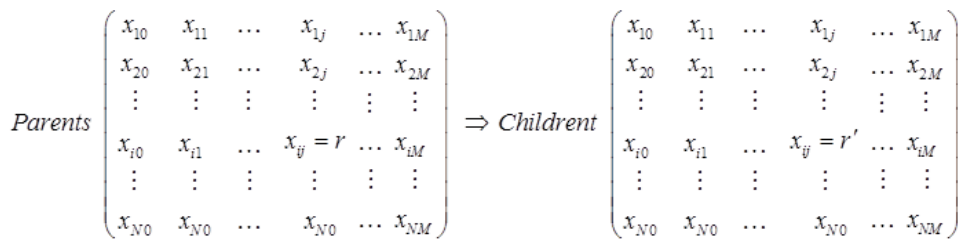


Figure 6. An example of mutation operator

To do mutation, an individual is randomly selected from the MCS and the selected MCS is called the mutation point, as illustrated in Figure 6. The mutation stage is implemented until either population size becomes twice of the original size or all individuals in the current generation are examined.

3.5 Evaluation function

After the mutation, each individual x is satisfies constraints in (10) and (11).

The cost function of the individual x given by:

$$f(x) = \text{sumdiag}(C \times X^T) + F \times Y^T + B \times Y^T \quad (12)$$

In which, Y defined in (7) and (8).

3.6 Our genetic algorithm

The pseudo-code of the genetic algorithm based for the the OCWAN problem as follows:

GENETIC_ALGORITHM_OCWAN (GA_OCWAN)
BEGIN
<i>INITIALISE</i> population with random candidate solutions;
INDIVIDUAL_REPAIR (candidate);
<i>EVALUATE FUNCTION</i> each candidate;
REPEAT
1. <i>SELECT</i> parents;
2. <i>RECOMBINE</i> pairs of parents;
3. <i>CROSSOVER</i> the resulting offspring;
4. <i>MUTATION</i> the resulting offspring;
5. INDIVIDUAL_REPAIR (candidates);
6. <i>EVALUATE FUNCTION</i> new candidates;
7. <i>SELECT</i> individuals for the next generation;
UNTIL (<i>TERMINATION CONDITION</i> is satisfied)
END

Figure 7. Genetic algorithm for OCWAN

4. EXPERIMENTS AND RESULTS

For the experiments, we have tackled several OCWAN instances of different difficulty levels. There are 8 OCWAN instances with different values for N and M , and BS-connection cost matrix show in Table 1.

Table 1. The experimental of the problems tackled

<i>Problem #</i>	#1	#2	#3	#4	#5	#6	#7	#8
<i>Number of MSCs</i>	4	5	8	10	20	40	50	60
<i>Number of BSs</i>	10	20	40	80	100	150	200	250

In our experiments, we have already defined our crossover probability as 0.7, we will work with a population size of 500 and a mutation rate of $p_m = 1/m$.

Our genetic algorithm to tackle these problems can be specified as below in Table 2.

Table 2. Genetic algorithm specifications

Representation	Binary strings of length m
Recombination	One point crossover
Recombination probability	70%
Mutation	Each value inverted with independent probability p_m per position
Mutation probability p_m	$1/m$
Parent selection	Best out of random two
Survival selection	Generational
Population size	500
Number of offspring	500
Initialisation	Random
Termination condition	No improvement in last 100 generations

The experiment was conducted on Genuine Intel® CPU DuoCore 3.0 GHz, 2 GB of RAM machine. We ran experiment GA algorithm, Exhaustive Search algorithm [5] and Heuristic algorithm [8] implemented

using C language. The experimental results of our algorithm was finally compared with others algorithm shown in Figure 8.

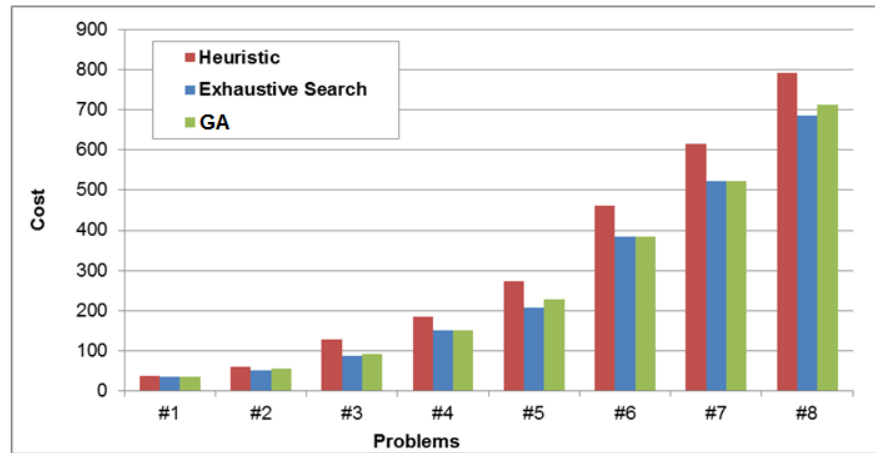


Figure 8. The results obtained in the OCWAN instances tackle

The results show that the objective function values of our algorithm has achieved a much better than a Heuristic algorithm and approximate good solutions of Exhaustive Search algorithm. But, the performance of our proposed algorithm is better than other algorithm.

The comparison of time processing shows in Figure 9.

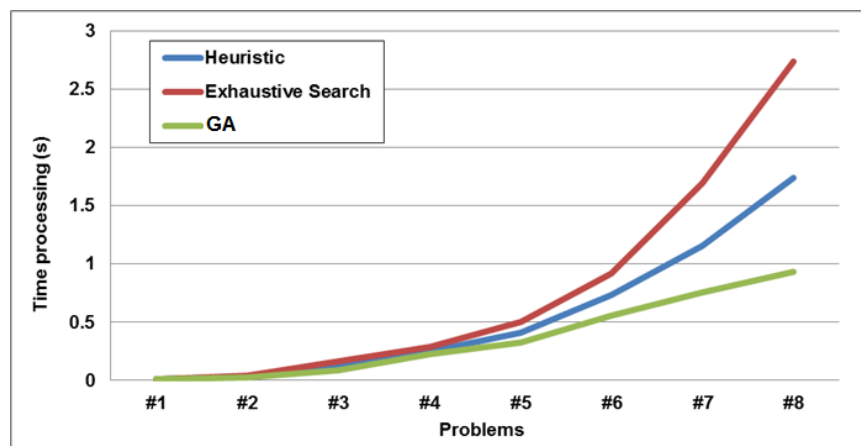


Figure 9. The comparison of time processing OCWAN instances tackle

5. CONCLUSION

In this paper, we have proposed a new Genetic Algorithm (GA) to finding the total cost of connecting the BSs to the MSCs, and connecting the MSCs to the LE called by the optimal centralized wireless access network. Numerical results show that performance of our proposed algorithm is much better than previous studies.

With a growing need for anywhere and anytime access to information and transaction, optimal capacity expansion of wireless networks to accommodate next-generation wireless service is our next research goal.

REFERENCES

- [1]. Mathar, R., Niessen, T., "Optimum positioning of base stations for cellular radio networks", *Wireless Networks*, NO.6, 2000.
- [2]. Schwartz, M., "Computer-communication Networks", *Prentice-Hall*, 1977.
- [3]. Dac-Nhuong Le, Nhu Gia Nguyen, and Trong Vinh Le, "A Novel PSO-Based Algorithm for the Optimal Location of Controllers in Wireless Networks", *International Journal of Computer Science and Network Security*, Vol.12 No.8, pp.23-27,2012.

- [4]. J. Kennedy and R. Eberhart, "Swarm Intelligence", *Morgan Kaufmann Publisher Inc*, 2001.
- [5]. K. Kraimeche, B. Kraimeche, K. Chiang, "Optimization of a wireless access network", 2005.
- [6]. Glaber, C., S. Reith, and H. Vollmer., "The Complexity of Base Station Positioning in Cellular Networks. Approximation and Randomized Algorithms in Communication Networks", *In Proceedings of ICALP*, pp.167-177, 2000.
- [7]. Galota, M., Glaber, C., Reith, S. Vollmer, H., "A Polynomial-time approximation scheme for base station positioning in UMTS networks", *ACM*, 2001.
- [8]. B. Krishnamachari, S.Wicker, "Base station location optimization in cellular wireless networks using heuristic search algorithms", *Wang, L.(Ed.), Soft Computing in Communications*, Springer.
- [9]. Raisane, L., Whitaker, R., Hurley, S., "A comparison of randomized and evolutionary approaches for optimizing base station site selection", *ACM Symposium on Applied Computing*, 2004.
- [10]. Michalewicz, Z., "Genetic Algorithms + Data Structures = Evolution programs", Springer-Verlag, 1992.
- [11]. T. Bäck, "Evolutionary Algorithms in Theory and Practice". Oxford University Press, New York, 1996.
- [12]. D.E. Goldberg, "Genetic Algorithms in Search, Optimization, and Machine Learning", Addison-Wesley Publishing Company, Inc., 1997
- [13]. Ahn, C.W., Ramakrishna, R.S, "A Genetic algorithm for shortest path routing problem and the sizing of populations", *IEEE transactions on evolutionary computation*, vol.6. No.6, 2002.
- [14]. F. Houeto, S. Pierre, Assigning cells to switches in cellular mobile networks using taboo search, *Systems, Man and Cybernetics, Part B, IEEE Transactions*, vol. 32 No.3, pp.351-356, 2002.
- [15]. S. Salcedo-Sanz, and Xin Yao, "A hybrid Hopfield network-genetic algorithm for the terminal assignment problem", *IEEE Transaction on Systems, Man and Cybernetics. B. v34 i6*, pp.2343-2353, 2006.
- [16]. S. Salcedo-Sanz, J. A. Portilla-Figueras, E. G. Ortiz-García, A. M. Pérez-Bellido, C. Thraves, A. Fernández-Anta, and X. Yao, "Optimal switch location in mobile communication networks using hybrid genetic algorithms", *Applied Soft Computing*, pp.1486-1497, 2008.
- [17]. Dac-Nhuong Le, and Nhu Gia Nguyen, "A New Evolutionary Approach for Gateway Placement in Wireless Mesh Networks", *International Journal of Computer Networks and Wireless Communications (IJCNCW)*, Vol.2, No.5, pp.550-555, 2012, India.
- [18]. Dac-Nhuong Le, "Optimizing Resource Allocation to Support QoS Requirements in Next Generation Networks using ACO Algorithm", *International Journal of Computer Science and Information Technology & Security (IJSITS)*, Vol.2, No.5, pp.931-938, 2012, India.

BIOGRAPHY OF AUTHORS



Dac-Nhuong Le

He received the BSc degree in computer science and the MSc degree in information technology from College of Technology, Vietnam National University, Vietnam, in 2005 and 2009, respectively. He is a lecturer at the Faculty of information technology in Haiphong University, Vietnam. He is currently a Ph.D student at Hanoi University of Science, Vietnam National University. His research interests include algorithm theory, computer network and networks security.